

Introduction:

---

# CCM DIGITAL WEEKLY MARKET UPDATE

March 14<sup>th</sup>, 2025

---

Section 1

---

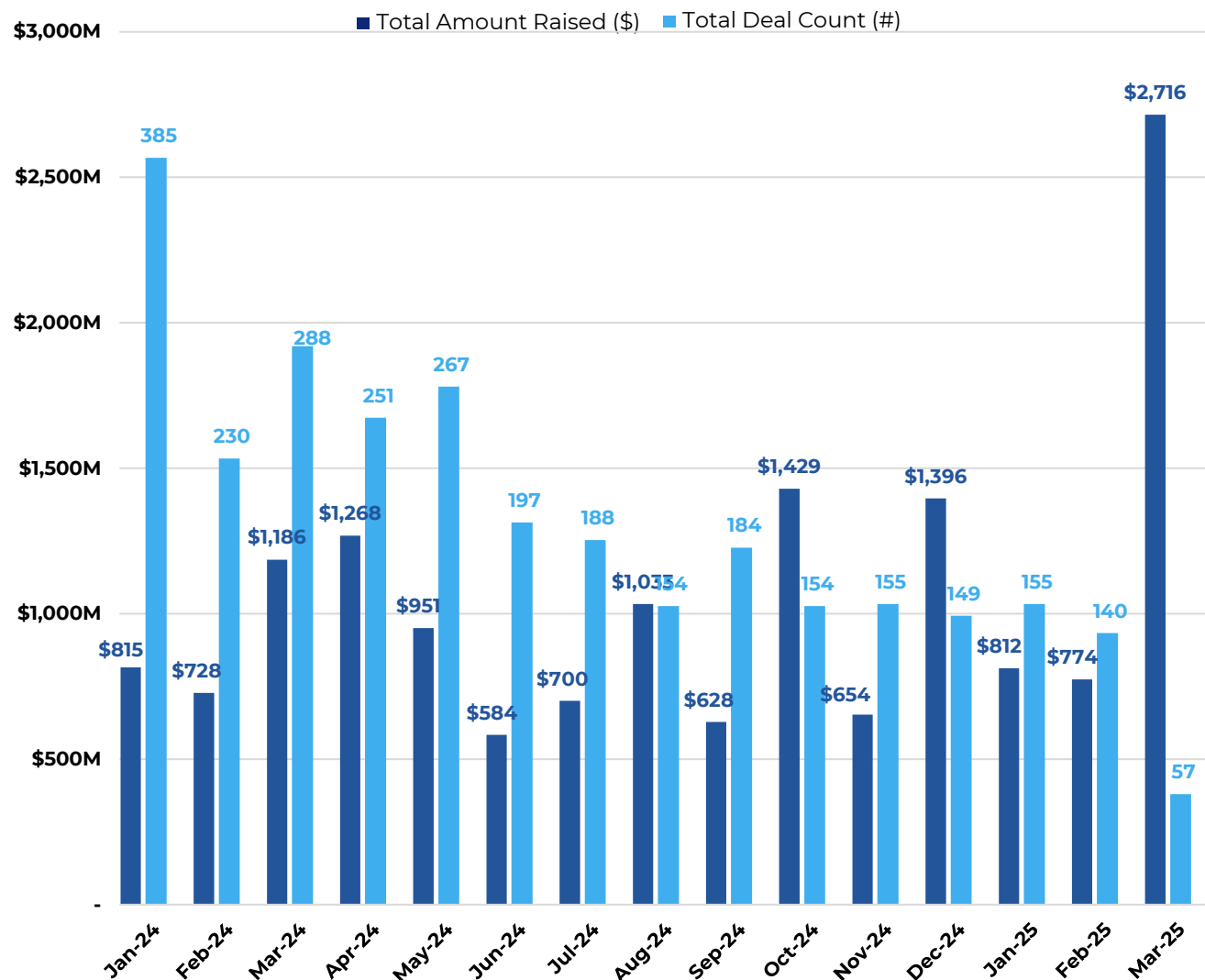
# Blockchain & Digital Assets Capital Markets Update

# Market Performance – Key Assets and Indices





Asset / Index	Ticker	Price / Level	% 52-Wk	% Change						
				7 Days	30 Days	1 Year	MTD	QTD	YTD	
<b>Natural Resources</b>										
Natural Gas (Henry Hub)	HHGAS	\$4.09	41.5%	(7.1%)	3.0%	160.4%	7.6%	20.3%	20.3%	
<b>Bitcoin Network</b>										
Hashprice (\$/PH/Day)	NA	\$46.23	24.3%	(8.6%)	(13.2%)	(61.3%)	(11.5%)	(15.1%)	(15.1%)	
Network Hashrate (EH/s)	NA	864	88.1%	16.2%	13.6%	56.6%	4.4%	13.3%	13.3%	
Transaction Fees as % of Reward	NA	1.1%	0.4%	(6.2%)	(2.7%)	(75.2%)	(15.9%)	(0.2%)	(0.2%)	
<b>Digital Assets</b>										
Bitcoin	BTC	\$83,703.00	78.9%	(7.8%)	(14.3%)	17.1%	(3.1%)	(10.3%)	(10.3%)	
Ethereum	ETH	\$1,907.00	47.5%	(15.1%)	(30.3%)	(52.0%)	(11.4%)	(42.8%)	(42.8%)	
Solana	SOL	\$125.36	48.8%	(13.4%)	(36.7%)	(15.8%)	(29.6%)	(34.2%)	(34.2%)	
Ripple	XRP	\$2.24	67.6%	(10.6%)	(9.4%)	225.3%	(6.5%)	7.6%	7.6%	
<b>Indices</b>										
S&P 500	SPX	5,599.30	91.1%	(4.2%)	(7.5%)	8.2%	(4.3%)	(4.8%)	(4.8%)	
NASDAQ Composite	COMP	17,648.45	87.5%	(4.9%)	(10.2%)	8.5%	(3.8%)	(8.6%)	(8.6%)	
Valkyrie BTC Miners ETF	WGMI	\$15.29	49.4%	(11.1%)	(32.7%)	(2.3%)	(7.3%)	(31.1%)	(31.1%)	
Market Volatility Index	VIX	24.23	62.8%	10.5%	52.5%	75.1%	6.4%	39.7%	39.7%	
Gold	GoldCOMP	\$2,933.31	98.1%	0.5%	1.0%	35.9%	1.4%	12.6%	12.6%	
Oil	CL00	\$67.68	77.9%	2.1%	(5.2%)	(12.7%)	(1.0%)	(5.6%)	(5.6%)	
IG Corp Bond	LQD	\$107.66	94.7%	(1.1%)	0.9%	(0.9%)	(1.7%)	0.8%	0.8%	
HY Corp Bond	HYG	\$78.96	98.3%	(0.8%)	(0.4%)	1.9%	(0.8%)	0.4%	0.4%	
LT US Treasury	TLT	\$89.86	88.7%	(0.9%)	3.0%	(5.3%)	(2.9%)	2.9%	2.9%	
<b>Real Yields</b>										
5Y TIPS	DFII5	1.6%	68.1%	2.6%	(14.3%)	(13.3%)	13.0%	(22.0%)	(22.0%)	
10Y TIPS	DFII10	2.0%	85.0%	2.6%	(7.9%)	7.0%	10.6%	(11.2%)	(11.2%)	

Source: FactSet, St. Louis FED, Glassnode as of March 12, 2025

# Recent Fundraising (Total Amount Raised + Deal Count)



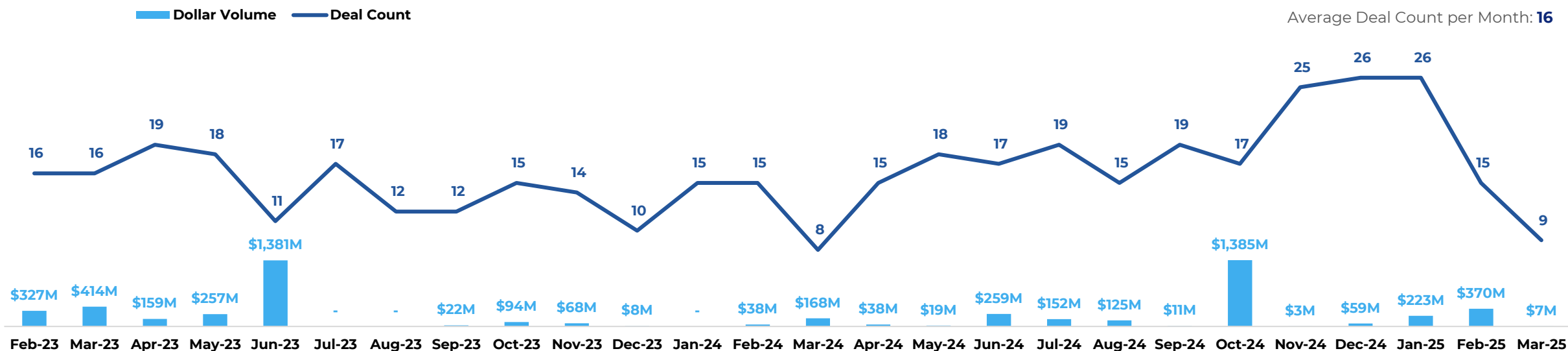
### NOTABLE ROUNDS

	<p><b>Binance</b> Crypto Exchange Platform Round Led by MGX</p>	<p><b>\$2B</b> Undisclosed</p>
	<p><b>Fold</b> Bitcoin Financial Services Round Led by ATW Partners</p>	<p><b>\$30M</b> Fixed Price Convert</p>
	<p><b>Blockstream</b> Blockchain Infrastructure Round Led by Fulgur Ventures</p>	<p><b>\$210M</b> Undisclosed</p>
	<p><b>Komainu</b> Crypto Asset Management Round Led by Blockstream</p>	<p><b>\$75M</b> Series B</p>

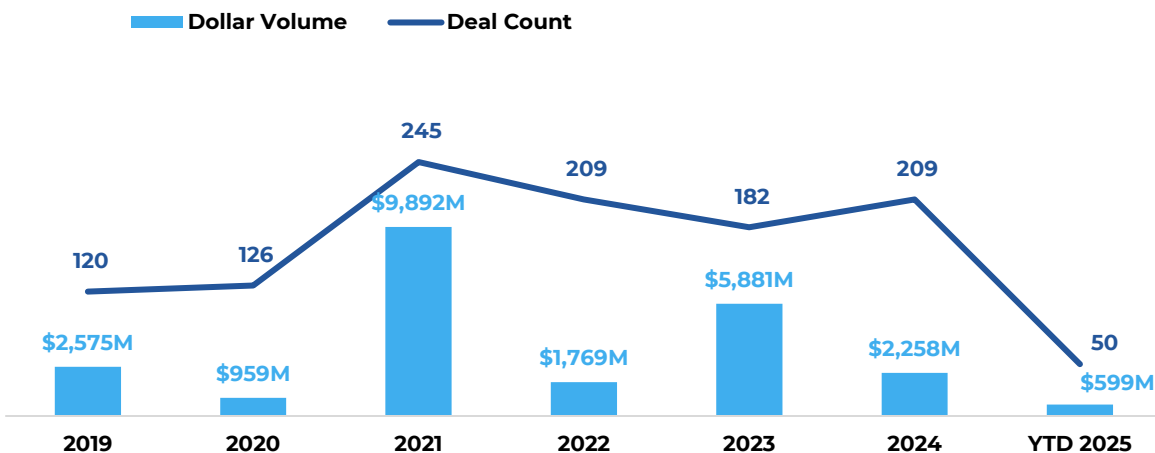
Source: Pitchbook as of March 16, 2025

# Recent Crypto & Blockchain M&A Statistics

## MONTHLY M&A VOLUME AND DEAL COUNT



## ANNUAL M&A VOLUME AND DEAL COUNT



Source: Pitchbook as of March 16, 2025

## SELECTED M&A DEALS IN 2024

Target	Buyer	Amount (\$M)	Target Country
Bridge	stripe	\$1,100	USA
Bitstamp	Robinhood	\$200	Luxembourg
STRONGHOLD	Bitfarms	\$175	USA
GRID	CleanSpark	\$155	USA
Desiweminer	BITDEER	\$140	USA

# Select Recent Financings by Publicly Traded Crypto Related Companies

Closed Date	Issuer	Gross Proceeds (\$M)	Size as a % of Market Cap	Financing Type	Investor	Maturity	Interest / Div.	Conversion Price / Premium	Warrants / % Coverage	Warrant Terms	Expected Dilution %	Δ% in Stock Since Ann.
3/10/2025	Strategy (Formerly MicroStrategy)	\$21,000	28.1%	Perpetual Strike Preferred ATM	Syndicated	-	8.000%	\$1,000.00; At-Market	-	-	-	+3.6%
2/24/2025	Strategy (Formerly MicroStrategy)	\$2,000	2.5%	Convertible Senior Notes	Syndicated	3/1/2030	None	\$433.43; 35%	-	-	1.9%	(11.9%)
2/12/2025	Applied Digital Corporation (HPC Segment)	\$375	-	Project Financing	SMBC	8/11/2026	SOFR + 3.50% Prime + 2.50%	-	-	-	-	(7.8%)
2/5/2025	Strategy (Formerly MicroStrategy)	\$584	0.7%	Perpetual Strike Preferred Equity	Syndicated	-	8.000%	\$1,000.00; 193%	-	-	0.3%	(12.8%)
1/30/2025	Cipher Mining	\$50	3.1%	Common Equity	SoftBank	-	-	-	-	-	3.0%	(32.4%)
1/14/2025	Applied Digital Corporation (HPC Segment)	\$900 (Up to \$5B)	-	Perpetual Preferred & Common Equity	Macquarie Asset Management	-	12.750%	-	-	-	-	(9.9%)
12/17/2024	CleanSpark	\$650	21.2%	Convertible Senior Notes	Syndicated	6/15/2030	None	\$14.80; 20%	-	-	15.0%	(35.4%)
12/16/2024	Riot Platforms	\$594	13.8%	Convertible Senior Notes	Syndicated	1/20/2028	0.750%	\$14.86; 33%	-	-	12.0%	(39.6%)
12/6/2024	IREN Limited	\$440	18.1%	Convertible Senior Notes	Syndicated	6/15/2031	3.250%	\$16.81; 30%	-	-	13.9%	(42.9%)
12/5/2024	Core Scientific	\$550	12.3%	Convertible Senior Notes	Syndicated	6/15/2031	None	\$22.49; 43%	-	-	8.1% <sup>(1)</sup>	(50.7%)
12/4/2024	MARA Holdings	\$850	9.6%	Convertible Senior Notes	Syndicated	6/1/2031	None	\$34.58; 26%	-	-	7.6%	(51.9%)
12/2/2024	Applied Digital Corporation	\$150	9.5%	Senior Secured Note	Macquarie Equipment Capital	5/27/2026	0.250%	-	1.0M; 6.7% Coverage	\$9.66 Strike	0.5%	(30.7%)

Source: Bloomberg, Public Company Filings

Note: Market data as of March 14, 2025; Includes deals >\$40M in size
























(1) Does not include effect of capped call feature

# Publicly Traded Crypto Comparables

Company Name	Enterprise Value (\$M)	Share Price	% 52-Wk	Share Price % Change			'24 - '26 Rev CAGR	2024E Margin		EV / Revenue		EV / EBITDA	
				MTD	YTD	Since Listing		Gross Profit	EBITDA	2024E	2025E	2024E	2025E
<b>Crypto Wallets / Exchanges</b>													
Coinbase Global	\$44,763	\$191.73	54.8%	(11.1%)	(22.8%)	(23.3%)	12.8%	86.3%	51.0%	6.8x	5.4x	13.4x	11.1x
SBI	6,163	27.54	86.0	(5.1)	10.4	166.9	6.5	NA	NA	0.7	0.7	NA	NA
Exodus Movement	837	27.43	23.4	(35.0)	(10.6)	3.5	28.4	60.4	36.7	7.2	5.3	19.6	12.9
Coinshares International	482	6.47	72.1	(4.4)	(13.0)	19.3	31.3	129.4	92.7	4.4	2.6	4.7	3.6
Bakkt Holdings	137	11.44	30.7	(4.2)	(53.8)	(95.4)	NM	NA	NA	NA	NA	NA	NA
WonderFi Technologies	60	0.13	46.9	(7.5)	(34.2)	(88.0)	11.2	NA	18.6	1.5	1.4	8.1	3.9
Mogo	78	0.94	43.1	(9.2)	(30.9)	(96.2)	NM	NA	9.2	1.52	1.5	16.6	9.8
<b>Mean</b>							<b>18.0</b>	<b>92.0</b>	<b>41.6</b>	<b>3.7</b>	<b>2.8</b>	<b>12.5</b>	<b>8.3</b>
<b>Median</b>							<b>12.8</b>	<b>86.3</b>	<b>36.7</b>	<b>3.0</b>	<b>2.0</b>	<b>13.4</b>	<b>9.8</b>
<b>Payments and Infrastructure</b>													
Canaan	\$436	\$1.07	32.7%	(18.3%)	(47.8%)	(88.1%)	71.3%	(32.7%)	(42.0%)	1.6x	0.8x	NM	2.6x
Bitcoin Depot	129	1.31	37.2	19.1	(19.1)	(86.9)	NA	15.5	6.7	0.2	0.2	3.4	3.0
Sinohope Tech	76	0.22	46.0	10.5	(11.1)	11.8	NA	NA	NA	NA	NA	NA	NA
Ebang International Holdings	(204)	4.21	38.5	(2.3)	(26.4)	(97.3)	NA	NA	NA	NA	NA	NA	NA
<b>Mean</b>							<b>71.3</b>	<b>(8.6)</b>	<b>(17.7)</b>	<b>0.9</b>	<b>0.5</b>	<b>3.4</b>	<b>2.8</b>
<b>Median</b>							<b>71.3</b>	<b>(8.6)</b>	<b>(17.7)</b>	<b>0.9</b>	<b>0.5</b>	<b>3.4</b>	<b>2.8</b>
<b>Crypto Investing / Diversified</b>													
MicroStrategy	\$92,989	\$262.55	48.4%	2.8%	(9.3%)	4,275.8%	3.7%	72.1%	6.5%	NM	NM	NM	NM
OSL Group	553	1.00	80.0	0.0	4.2	291.8	NM	NA	NA	NA	NA	NA	NA
Coinshares International	482	6.47	72.1	(4.4)	(13.0)	19.3	31.3	129.4	92.7	4.4	2.6	4.7	3.6
<b>Mean</b>							<b>17.5</b>	<b>100.7</b>	<b>49.6</b>	<b>4.4</b>	<b>2.6</b>	<b>4.7</b>	<b>3.6</b>
<b>Median</b>							<b>17.5</b>	<b>100.7</b>	<b>49.6</b>	<b>4.4</b>	<b>2.6</b>	<b>4.7</b>	<b>3.6</b>
<b>Crypto Banking / Custody</b>													
Galaxy Digital Holdings	\$3,620	\$12.18	49.9%	(18.3%)	(29.8%)	(41.8%)	9.3%	NA	29.5%	5.2x	4.1x	17.7x	14.6x
<b>Mean</b>							<b>9.3</b>	<b>NA</b>	<b>29.5</b>	<b>5.2</b>	<b>4.1</b>	<b>17.7</b>	<b>14.6</b>
<b>Median</b>							<b>9.3</b>	<b>NA</b>	<b>29.5</b>	<b>5.2</b>	<b>4.1</b>	<b>17.7</b>	<b>14.6</b>

Source: FactSet data as of March 12, 2025; Public Filings, 'NM' denotes multiples that are greater than 100x or that are based on a negative denominator

# Common Stock Comparison - Bitcoin Mining Companies Trading Metrics

Company Name	EV (\$M)	Mkt. Cap (\$M)	Share Price (\$)	Share Price % Change			EV / Current Metrics				EV / Projected Metrics					
				% 52-Wk	MTD	YTD	Prop Hashrate (EH/s)	Ann. BTC Production <sup>(1)</sup>	Capacity (MW)	Hashspread (\$/PH/Day) <sup>(2)</sup>	2024E Prop. Hashrate (EH/s)	2025E Prop. Hashrate (EH/s)	2024E Revenue	2025E Revenue	2024E EBITDA	2025E EBITDA
 Marathon Digital <sup>(3)</sup>	\$2,533	\$4,681	\$13.11	43.3%	(19.3%)	(0.2)	\$47.2	3.6x	\$2.1	5.8x	\$47.6	NA	3.9x	2.6x	19.2x	6.5x
 Core Scientific	3,377	3,148	8.95	48.0	(26.0)	NA	176.8	10.4	2.5	22.3	176.8	NA	6.6	6.4	21.5	26.4
 Riot Blockchain	1,733	2,938	7.85	49.5	(29.7)	(23.1)	51.6	3.7	1.5	4.9	49.6	45.1	4.6	2.6	3.7	8.7
 CleanSpark	1,775	2,331	8.10	32.8	(23.0)	(12.1)	43.6	2.9	2.0	4.2	48.0	35.5	3.6	1.9	5.1	2.8
 BitDeer	1,820	2,227	10.71	39.7	(33.7)	(52.2)	204.5	11.7	2.0	32.8	204.5	30.3	5.2	3.0	46.2	10.5
 Northern Data <sup>(4)</sup>	1,877	1,955	31.40	56.5	(37.6)	(2.1)	586.4	11.5	3.5	NA	237.5	NA	9.0	3.2	26.5	5.7
 Applied Digital <sup>(5)</sup>	1,844	1,620	6.62	53.0	(12.4)	(13.4)	NA	NA	6.6	NA	NA	NA	8.4	5.5	31.4	15.2
 Iris Energy <sup>(6)</sup>	1,495	1,604	7.04	44.2	(45.9)	(28.3)	48.2	3.3	2.2	3.6	48.2	28.7	4.1	2.0	8.6	3.5
 Hut 8 Mining <sup>(7)</sup>	745	1,379	12.15	38.0	(40.2)	(40.7)	162.0	16.3	0.7	17.8	NA	NA	4.6	2.9	1.3	7.1
 TeraWulf <sup>(8)</sup>	1,506	1,283	3.23	34.7	(33.4)	(42.9)	155.2	9.6	7.7	38.5	155.2	114.9	10.8	6.0	24.9	16.1
 Cipher Mining <sup>(9)</sup>	1,076	1,221	3.20	40.1	(44.6)	(31.0)	79.7	6.0	3.3	6.3	79.7	46.8	7.1	3.7	24.9	7.4
 Bitfumu <sup>(10)</sup>	587	730	4.48	60.6	(10.4)	(9.5)	189.4	10.2	1.2	53.9	NA	NA	1.3	1.2	NA	NA
 Bitfarms <sup>(11)</sup>	346	522	1.15	35.1	(15.4)	(22.8)	21.5	1.6	0.8	2.3	25.3	9.9	1.8	0.8	6.2	1.8
 Bit Digital <sup>(12)</sup>	126	322	2.33	40.6	(24.4)	(20.5)	78.9	4.4	1.4	24.1	21.0	NA	1.2	0.7	3.3	1.6
 Hive	73	217	1.76	31.8	(36.0)	(38.2)	13.0	0.8	0.6	1.6	12.1	4.8	0.6	0.3	1.8	0.7
 Stronghold Digital	104	53	2.87	42.8	(11.7)	(19.7)	41.7	1.7	0.8	8.0	NA	NA	1.4	1.0	NM	5.6
 DMG	9	40	0.20	42.7	(12.1)	(15.9)	5.3	0.3	0.1	NA	5.3	3.0	0.4	0.3	0.6	2.1
 Argo Blockchain <sup>(13)</sup>	71	26	0.41	16.3	(14.3)	(28.3)	26.5	1.8	0.6	9.1	NA	NA	1.5	12.6	21.0	NM
 BIT Mining	36	23	4.15	59.7	(3.5)	(17.7)	630.5	NA	NA	NA	NA	NA	NA	NA	NA	NA
 Soluna <sup>(14)</sup>	90	10	0.89	10.1	(46.0)	(53.8)	128.0	9.0	1.8	12.4	NA	NA	NA	NA	NA	NA
 SAITech Limited	9	10	0.48	26.5	(45.5)	(38.2)	NA	NA	NA	NA	NA	NA	NA	NA	NA	NA
 Greenidge Generation	68	9	0.79	20.5	(28.0)	(49.3)	61.4	1.2	0.6	31.7	22.5	NA	1.1	1.2	8.6	NM
 SATO Technologies <sup>(15)</sup>	8	5	0.11	29.3	(29.8)	(28.9)	14.6	1.0	0.4	NA	NA	NA	0.7	1.0	NA	NA
<b>Median</b>					<b>(28.0)</b>	<b>(25.7)</b>	<b>61.4</b>	<b>3.7</b>	<b>1.5</b>	<b>9.1</b>	<b>48.1</b>	<b>30.3</b>	<b>3.7</b>	<b>2.3</b>	<b>8.6</b>	<b>6.1</b>

Source: FactSet as of March 12, 2025. Mining operating metrics as of February 2025



Self-Mining and Hosting



Self-Mining Only


























Hosting Only

(1) Assumes price of \$83,000 per Bitcoin and production figure annualized based on February 2025 production (2) Hashspread calculated as hashspread \* implied operating capacity (fleet efficiency \* hashrate) \* 24 hrs \* 365 days (3) Capacity reflects owned nameplate capacity (4) Cash on balance sheet based on EUR to USD FX rate as of April 10, 2024 (5) MW capacity only includes capacity dedicated towards crypto hosting operations. Cash and debt on balance sheet figures reflect issuance of convertible note (6) Hashrate represents total installed hashrate (7) Capacity represents energy capacity under management (8) 1H 2025 hashrate used as proxy for 2025YE (9) Q3 2025 hashrate used as proxy for 2025YE (10) Hashrate represents total hashrate under management (11) Price of electricity represents the estimated power cost at the Yguazu facility (12) Digital assets include Ethereum on the balance sheet. Capacity includes hosted capacity and capacity dedicated towards AI / HPC (13) Electricity price represents the average cost for 2023 (14) Efficiency includes a mix of prop and hosted miners. Capacity includes managed capacity (15) Hashrate represents total installed hashrate



# Common Stock Comparison - Bitcoin Mining Companies Operating Metrics

Company Name	Most Current Mining Metrics								Projected Mining Metrics			Financial Metrics				
	Prop. Hashrate (EH/s)	Efficiency (J/TH)	Capacity (MW)	Power Cost (\$/MWh)	Revenue (\$/MWh) <sup>(1)</sup>	GP Margin (\$/MWh)	Hashspread (\$/PH/Day) <sup>(2)</sup>	BTC Mined Monthly (#)	2024E Prop. Hashrate (EH/s)	2025E Prop. Hashrate (EH/s)	2024E Rev. Growth	2024E Gross Margin	2024E EBITDA Margin	Total BTC Holdings (#)	Cash on B. Sheet (\$M)	Debt on B. Sheet (\$M)
 Marathon Digital <sup>(3)</sup>	53.7	18.8	1,234	\$55	\$104	\$49	\$22	706	53.2	NA	69.4%	(24.3%)	20.1%	46,374	\$391.8	\$2,246.6
 Core Scientific	19.1	24.5	1328	43	80	37	22	325	19.1	NA	1.6	23.7	30.8	NA	836.2	1,090.3
 Riot Blockchain	33.6	21.0	1160	36	93	57	29	470	34.9	38.4	34.2	30.2	123.0	18,221	277.9	584.6
 CleanSpark	40.7	17.1	873	46	115	69	28	624	37.0	50.0	123.9	59.2	70.0	11,177	276.6	648.6
 BitDeer	8.9	30.4	895	41	64	23	17	156	8.9	60.0	(5.1)	19.0	11.3	594	476.3	208.1
 Northern Data <sup>(4)</sup>	3.2	NA	538	41	NA	NA	NA	164	7.9	NA	177.7	73.2	33.9	NA	268.4	190.3
 Applied Digital <sup>(5)</sup>	NA	NA	280	NA	NA	NA	NA	NA	NA	NA	82.6	12.3	26.9	NA	286.2	479.6
 Iris Energy <sup>(6)</sup>	31.0	15.0	675	30	131	101	36	459	31.0	52.0	181.1	69.9	47.5	NA	427.3	318.2
 Hut 8 Mining <sup>(7)</sup>	4.6	32.0	1020	29	61	32	25	46	NA	NA	48.3	46.6	342.2	10,237	85.0	300.6
 TeraWulf <sup>(8)</sup>	9.7	19.2	195	78	102	24	11	158	9.7	13.1	102.3	55.3	43.1	NA	274.1	487.5
 Cipher Mining <sup>(9)</sup>	13.5	18.9	327	27	104	77	35	180	13.5	23.0	19.3	58.8	28.6	1,032	5.6	32.3
 Bitfumu <sup>(10)</sup>	3.1	21.1	480	74	93	19	10	58	NA	NA	NA	8.9	NA	1,800	142.7	0.0
 Bitfarms <sup>(11)</sup>	16.1	20.0	437	44	98	54	26	213	13.7	35.0	30.6	(20.1)	29.0	1,260	72.9	1.7
 Bit Digital <sup>(12)</sup>	1.6	27.8	88	57	70	13	9	29	6.0	NA	140.7	43.2	35.3	769	132.4	0.0
 Hive	5.6	20.9	128	48	94	46	23	89	6.0	15.0	4.5	(8.9)	35.3	2,620	7.2	19.4
 Stronghold Digital	2.5	32.0	130	43	61	19	14	63	NA	NA	(1.3)	62.3	(1.4)	10	4.5	53.4
 DMG	1.7	22.9	65	NA	86	NA	NA	27	1.7	3.0	19.6	42.5	60.5	443	4.3	20.0
 Argo Blockchain <sup>(13)</sup>	2.7	32.5	115	50	60	10	8	39	NA	NA	(7.4)	(5.1)	7.3	2	2.5	47.6
 BIT Mining	0.1	NA	NA	NA	NA	NA	NA	NA	NA	NA	NA	NA	NA	NA	9.9	0.0
 Soluna <sup>(14)</sup>	0.7	26.0	51	30	75	45	28	10	NA	NA	NA	NA	NA	NA	8.8	22.6
 SAITech Limited	NA	26.0	NA	NA	75	NA	NA	NA	NA	NA	NA	NA	NA	NA	11.2	0.0
 Greenidge Generation	1.1	23.8	119	73	82	9	5	56	3.0	NA	(15.5)	NA	13.3	NA	7.6	69.5
 SATO Technologies <sup>(15)</sup>	0.6	NA	20	33	NA	NA	NA	8	NA	NA	(13.8)	NA	NA	28	0.4	7.2
<b>Median</b>	<b>4.6</b>	<b>22.9</b>	<b>327</b>	<b>43</b>	<b>86</b>	<b>37</b>	<b>22</b>	<b>123</b>	<b>11.6</b>	<b>35</b>	<b>30.6</b>	<b>36.4</b>	<b>32.4</b>	<b>1,146</b>	<b>85.0</b>	<b>53.4</b>

Source: FactSet as of March 12, 2025. Mining operating metrics as of February 2025

Note: Debt excludes financial and operating leases



Self-Mining and Hosting



Self-Mining Only



Hosting Only

(1) Revenue / MWh calculated as hashprice of \$47.0/PH/day divided by fleet efficiency divided by 24 (2) Hashspread calculated as hashprice of \$47.0/PH/day minus hashcost; hashcost calculated as power cost/MWh \*24\* fleet efficiency (J/TH) / 1000 (3) Capacity reflects owned nameplate capacity (4) Cash on balance sheet based on EUR to USD FX rate as of April 10, 2024 (5) MW capacity only includes capacity dedicated towards crypto hosting operations. Cash and debt on balance sheet figures reflect issuance of convertible note (6) Hashrate represents total installed hashrate (7) Capacity represents energy capacity under management (8) 1H 2025 hashrate used as proxy for 2025YE (9) Q3 2025 hashrate used as proxy for 2025YE (10) Hashrate represents total hashrate under management (11) Price of electricity represents the estimated power cost at the Yguazu facility (12) Digital assets include Ethereum on the balance sheet. Capacity includes hosted capacity and capacity dedicated towards AI / HPC (13) Electricity price represents the average cost for 2023 (14) Efficiency includes a mix of prop and hosted miners. Capacity includes managed capacity (15) Hashrate represents total installed hashrate

# Bitcoin Mining Transactions Since June 2017

Date	Buyer	Target	Target Location	Deal Value (\$M)	EV / MW (\$K)
2/26/2025	Compass Mining	North Dakota 2 Facility	North Dakota	N/A	N/A
2/25/2025	Soluna Holdings	Land Purchase (Project Rosa)	Texas	N/A	N/A
2/19/2025	Core Scientific	Auburn Data Center	Auburn, AL	\$135	N/A
2/4/2025	Bitdeer	101 MW Site and Gas-Fired Power Project	Fox Creek, Canada	\$22	N/A
1/31/2025	CleanSpark	Purchased mining data center and underlying real property lease	Georgia	\$5	N/A
1/28/2025	HIVE Digital Technologies	Bitfarms' 200MW Bitcoin Mining Facility	Yguazu, Paraguay	\$85	\$425 <sup>(1)</sup>
1/16/2025	BitFuFu	51 MW Bitcoin Mining Facility	Oklahoma	\$20	\$400 <sup>(2)</sup>
1/10/2025	Gryphon Digital Mining	Captus Energy's 850-acre industrial site	Southern Alberta, Canada	\$19	N/A
12/30/2024	Bit Digital	Metropolitan Site for Tier-3 Data Center (Expansion)	Montreal, Canada	\$23	\$4,657
12/10/2024	Gryphon Digital Mining	Natural Gas Assets Of Erikson National Energy Inc	Northeast British Columbia, Canada	\$1	\$14
12/4/2024	Data Journey	Spartanburg Property	Spartanburg, SC	\$12	N/A
12/3/2024	BIT Mining	Ethiopian Mining Data Centers and Mining Machines	Ethiopia	\$14	\$408
12/3/2024	MARA Holdings	Wind Farm	Hansford County, TX	N/A	N/A
11/26/2024	Cipher Mining	Acquisition of New Site in West Texas called Stingray	West Texas	\$4	N/A
11/6/2024	Core Scientific	Leased a new Data Center with 11 MW of capacity	Alabama	N/A	N/A
11/5/2024	MARA Holdings	Two Operational Data Centers	Hannibal, OH and Hopedale, OH	N/A	N/A
11/5/2024	MARA Holdings	Greenfield Data Center	Findlay, OH	N/A	N/A
10/28/2024	DMG Blockchain Solutions	Acquisition of Reactor.xyz	N/A	N/A	N/A
10/22/2024	BitFuFu	Acquire a majority stake in an 80-MW Bitcoin Mining Facility	Ethiopia	N/A	N/A
10/16/2024	Iris Energy	Secured 800 additional acres of land	N/A	N/A	N/A
10/15/2024	Cipher Mining	Signed Option Agreements to Acquire three sites from Juvo Energy	West and North Texas	N/A	N/A
10/14/2024	Bit Digital	Acquired Enovum Data Centers	Montreal, Canada	\$46	N/M
10/10/2024	TeraWulf	Ground Lease at Lake Mariner Facility	Lake Ontario, Western New York (Upstate)	\$88	N/A
10/3/2024	Talen Energy Corp	TeraWulf's 25% share in Nautilus and full control on legacy PPA	Berwick, PA	\$92	\$1,840 <sup>(3)</sup>
9/17/2024	CleanSpark	Two Bitcoin Mining Sites and Associated Land	Clinton, MS	\$6	N/A
9/16/2024	Soluna Holdings	Power and Land Acquisition for Rosa Data Center	Texas	N/A	N/A
9/11/2024	CleanSpark	Seven Bitcoin Mining Facilities	Knoxville, TN	\$28	N/A
8/27/2024	Cipher Mining	300 MW Data Center Site in West Texas	West Texas	\$68	\$225 <sup>(4)</sup>
8/21/2024	Bitfarms	Stronghold Digital Mining	Kennerdell, PA	\$175	\$570 <sup>(5)</sup>
8/20/2024	Gryphon Digital Mining	2.9 MW of bitcoin mining operations	Louisiana	\$2	\$517
8/13/2024	Cipher Mining	Reveille datacenter site	Cotulla, TX	N/A	N/A
7/31/2024	HIVE Blockchain Technologies	100 MW Site in Paraguay	Paraguay	N/A	N/A

Source: FactSet; Pitchbook; Public filings, Cohen & Company Capital Markets intelligence

Note: For acquisitions of mining facility only, target locations indicate the location of mining operation. For acquisitions of WholeCo with non-mining assets, target locations indicate company headquarters

(1) Multiple based on purchase price includes \$19M of power deposits and \$10M capital obligations. Assumes 200MW total capacity (2) Deal value calculated based on the price per MW as disclosed by Bitfufu. Bitfufu acquired majority ownership in the site rather than the entire site (3) Multiple based on TeraWulf's 50MW operating capacity at Nautilus and total transaction proceeds of \$92M (4) Deal value represents cash payment only, excluding the variable fee of \$3/MWh for the initial five years after the energization of the site (5) Multiple is based on total capacity of ~307MW including current online and near-term expansion / contracted

# Bitcoin Mining Transactions Since June 2017 (cont'd)

Date	Buyer	Target	Target Location	Deal Value (\$M)	EV / MW (\$K)
7/23/2024	Riot Platforms	Block Mining	Kentucky	\$93	\$597 <sup>(1)</sup>
7/9/2024	Hut 8	205MW for a site in West Texas	West Texas	N/A	N/A
6/28/2024	Bitdeer	Monroe County Port Authority	Clarington, OH	N/A	N/A
6/27/2024	CleanSpark	GRIID Infrastructure	Cincinnati, OH	\$155	\$1,047 <sup>(2)</sup>
6/18/2024	CleanSpark	Five New Bitcoin Mining Facilities in Georgia	Georgia	\$26	\$430
6/13/2024	Bitfarms	120MW site in Sharon, Pennsylvania	Sharon, PA	\$4	\$313
5/29/2024	Northern Data	Penguin Group	Asuncion, Paraguay	N/A	N/A
5/24/2024	Northern Data	300MW of data center location	Corpus Christi, TX	N/A	N/A
5/9/2024	CleanSpark	75 MW of Bitcoin Mining Sites	Wyoming	\$19	\$250
3/15/2024	Marathon Digital Holdings	200MW Data Center from Applied Digital	Garden City, TX	\$87	\$437
3/11/2024	Greenidge	Mississippi & North Dakota Sites	Mississippi, ND	N/A	N/A
3/5/2024	Undisclosed Buyer	Mirabel Facility of Argo Blockchain	Mirabel, Canada	\$6	\$1,220
2/27/2024	CleanSpark	Three Turnkey Bitcoin Mining Facilities (MS)	Mississippi	\$20	N/A
2/27/2024	CleanSpark	Bitcoin Mining Facility in Dalton, GA	Dalton, GA	\$3	N/A
2/1/2024	Ionic Digital	Bitcoin Mining Assets of Celsius Mining	Hoboken, NJ	N/A	N/A
12/19/2023	Marathon Digital Holdings	Two Bitcoin Mining Facilities (TX and NE) of Generate Capital	Granbury, TX / Kearney, NE	\$179	\$458
12/12/2023	Millenium	Gibbons Creek Power Facility	Grimes County, TX	N/A	N/A
12/12/2023	Northern Data	300MW Corpus Christi Site from Saxet	Corpus Christi, TX	N/A	N/A
11/27/2023	HIVE Blockchain Technologies	Certain Assets of Turis AB	Boden, Sweden	\$2	\$375
11/15/2023	NYDIG	Greenidge Generation's South Carolina Mining Site	Spartanburg, SC	\$28	\$636
11/6/2023	Cipher Mining	Black Pearl Mining Site of Trinity Mining Group	Winkler County, TX	\$9	N/A
11/2/2023	Quantum Expeditions	Badgerland Mining Club (WholeCo, Mining Only)	Canada	\$3	\$2,600
9/15/2023	Celsius	Core Scientific's Cedarvale Site	Ward County, TX	\$45	\$209
6/21/2023	Arkon Energy	200MW Data Center from Amber Group	Hannibal, OH	N/A	N/A
6/21/2023	CleanSpark	Two Bitcoin Mining Facilities from Coinmaker / Makerstar	Dalton, GA	\$9	\$465
5/25/2023	Fahrenheit	Celsius Network (WholeCo, Includes Non-Mining Assets)	Hoboken, NJ	N/A	N/A
5/4/2023	BlockQuarry	Blockchain Energy Services (WholeCo, Includes Non-Mining Assets) <sup>(3)</sup>	Cheyenne, WY	\$1	\$200
4/11/2023	Bitfarms	Baie-Comeau, Quebec Hydro Power Facility	Baie-Comeau, Canada	\$2	\$82
2/7/2023	Hut 8 Mining	U.S. Bitcoin Corp (WholeCo, Mining Only) <sup>(4)</sup>	Medicine Hat, AB / Drumheller, AB / Niagara Falls, NY / Kearney, NB / Granbury, TX / King Mountain TX	\$495	\$678
1/27/2023	Akerna	Gryphon Digital Mining (WholeCo, Mining Only)	New York	\$125	\$4,456
1/12/2023	Evergreen Sustainable Enterprises (Cryptorica)	Toro Energia Sociedad Anonima (WholeCo, Includes Non-Mining Assets) <sup>(5)</sup>	Alajuela, Costa Rica	\$3	\$3,438

Source: FactSet; Pitchbook; Public filings, Cohen & Company Capital Markets intelligence

Note: For acquisitions of mining facility only, target locations indicate the location of mining operation. For acquisitions of WholeCo with non-mining assets, target locations indicate company headquarters

(1) Multiple based on 155MW developable at Commerce Drive and Blue Steel sites. Excludes earnout (2) Multiple based on capacity of 148MW. Includes capacity at Lenoir City as well as at the new facility in Tennessee (3) Acquisition includes substantial non-Bitcoin mining operations or assets (4) Merger of equals. Deal value shown for USBTC based on USBTC's 50% pro forma ownership of the combined entity with a market capitalization of \$990M (5) Acquisition includes substantial non-Bitcoin mining operations or assets

# Bitcoin Mining Transactions Since June 2017 (cont'd)

Date	Buyer	Target	Target Location	Deal Value (\$M)	EV / MW (\$K)
12/28/2022	Galaxy Digital Holdings	Helios Facility of Argo Blockchain	Dickens County, TX	\$65	\$361
12/1/2022	U.S. Bitcoin Corp	Certain Assets of Compute North	King Mountain, TX	\$222	\$793
11/22/2022	Foundry Digital	Certain Assets of Compute North	North Sioux City, SD / Big Springs, TX / Minden, NE	\$14	\$824
11/1/2022	Generate Capital	Certain Assets of Compute North	Wolf Hollow, TX / Kearney, NE	\$106	\$265
10/12/2022	Crusoe Energy Systems	Great American Mining (WholeCo, Includes Non-Mining Assets)	Dickinson, ND	N/A	N/A
9/9/2022	CleanSpark	Certain Assets of Mawson Infrastructure Group	Dalton, GA	\$43	\$531
8/18/2022	Vinanz	Certain Assets of of Valereum	Nebraska	\$1	N/A
8/9/2022	CleanSpark	Certain Assets of Waha Technologies	Washington, GA	\$16	\$450
4/24/2022	American Premium Water	CloudXchange DataCentre (WholeCo, Mining Only)	Singapore / Malaysia / TX, USA	\$46	N/A
2/17/2022	Redivider Blockchain	EnergyX (WholeCo, Includes Non-Mining Assets)	College Station, TX	N/A	N/A
1/31/2022	Advanced Mining Group	Vbit Technologies (WholeCo, Mining Only)	United States, Canada, Kazakhstan	\$105	N/A
11/29/2021	Windmill	KingHash (WholeCo, Includes Non-Mining Assets)	Singapore	N/A	N/A
11/9/2021	Bitfarms	Hydro Power Facility	Moses Lake, WA	\$27	\$1,112
9/27/2021	Northern Data	Bitfield (WholeCo, Mining Only) <sup>(1)</sup>	Amsterdam, Netherlands	\$355	N/A
8/24/2021	Blockstream	Spondoolies (WholeCo, Includes Non-Mining Assets)	Ness Ziona, Israel	N/A	N/A
8/14/2021	Britannia Mining	Bullet Blockchain (WholeCo, Mining Only)	Aktobe, Kazakhstan	N/A	N/A
7/6/2021	TRON Group	American Crypto Systems (WholeCo, Mining Only)	Boise Valley, ID	N/A	N/A
6/4/2021	The9	Montcrypto (WholeCo, Includes Non-Mining Assets)	Calgary, Canada	N/A	N/A
4/8/2021	Riot Blockchain	Whinstone (WholeCo, Mining Only)	Rockdale, TX	\$651	\$2,169
4/5/2021	500.com (BIT Mining)	Bee Computing (WholeCo, Includes Non-Mining Assets)	Hong Kong, Hong Kong	\$100	N/A
4/1/2021	Future Fintech Group	Nanjing Ribensi Electronic Technology (WholeCo, Mining Only)	Sichuan Province, China	\$1	N/A
2/10/2021	LUXXFOLIO Holdings	WestBlock Capital (WholeCo, Mining Only)	New Mexico	\$4	\$293
12/30/2020	Wize Pharma	Cosmos Capital (Mawson Infrastructure Group) (WholeCo, Includes Non-Mining Assets)	Sydney, Australia	\$66	N/A
12/10/2020	CleanSpark	ATL Data Centers (WholeCo, Includes Non-Mining Assets)	College Park, GA	\$26	\$1,315
11/23/2020	HIVE Blockchain Technologies	GPU.one (WholeCo, Mining Only)	New Brunswick, Canada	\$19	\$374
10/7/2020	Argo Blockchain	Certain Assets of GPU.one	Quebec, Canada	\$14	\$696
3/30/2020	HIVE Blockchain Technologies	9376-9974 Quebec (Subsidiary of Cryptologic) (WholeCo, Mining Only)	Quebec, Canada	\$4	\$123
11/18/2019	Northern Data	Whinstone US (WholeCo, Mining Only)	Netherlands, Louisiana, Texas	\$135	\$676
3/26/2018	HIVE Blockchain Technologies	Kolos Norway (WholeCo, Mining Only)	Ballangen, Norway	\$12	\$409
1/14/2018	Blockchain Mining	Backbone Hosting Solutions (WholeCo, Mining Only)	Quebec, Canada	\$437	N/M
11/1/2017	Riot Blockchain	Kairos Global Technology (WholeCo, Mining Only) <sup>(1)</sup>	Miami Beach, FL	\$12	N/A
6/14/2017	HIVE Blockchain Technologies	Certain Assets of Genesis Mining	Reykjanes, Iceland	\$45	N/M
<b>Median</b>					<b>\$461</b>

Source: FactSet; Pitchbook; Public filings, Cohen & Company Capital Markets intelligence

Note: For acquisitions of mining facility only, target locations indicate the location of mining operation. For acquisitions of WholeCo with non-mining assets, target locations indicate company headquarters

(1) Location of operations not disclosed, displaying HQ location

---

Section 2

---

# CCM Overview

# CCM at a Glance

**CCM is a full-service boutique providing investment banking and capital markets advisory services to corporations, financial sponsors, investors and institutions with a focus on the blockchain and digital asset sector**

**CCM's full suite of banking products includes:**

## M&A

- Mergers and recapitalizations
- Spin-offs, carve-outs, and divestitures
- Leveraged buyouts
- Review of strategic alternatives
- Dual track efforts

## Capital Markets

- IPO execution
- SPACs
- Direct Listing & Reverse Takeover (RTO)
- Private placements
- PIPEs
- Convertible debt

## Digital Coverage

- Exchanges and trading
- Bitcoin mining and data centers
- Banking and custodians
- Payments
- DeFi and DePIN
- Tokenization

**97**

deals announced or closed since 1Q 2021

**\$48.1B+**

in announced M&A

**~1,000**

institutional investors contacted

**\$8.4B+**

in financing transactions

**Offices in Menlo Park and New York**



# Team with Deep Capital Raising, Advisory and Industry Experience

## INVESTMENT BANKING & BLOCKCHAIN COVERAGE



**DAN NASH**

**Co-founder  
Head of Investment Banking**


- Previously, Global Head of Internet Investment Banking at Wells Fargo
- Prior to Wells Fargo, CFO of MachineZone, Technology Investment Banking at Bank of America



**CHRISTIAN LOPEZ**

**Head of Blockchain and  
Digital Infrastructure**

- Previously, Vice President at Broadhaven Capital Partners
- Prior to Broadhaven, Guggenheim, GM Asset Management, and UBS
- MBA, Columbia Business School



## CAPITAL MARKETS



**JERRY SEROWIK**

**Co-founder  
Head of Capital Markets**

- Previously, Head of SPACs and a senior member of the equity syndicate desk at Wells Fargo Securities
- Prior to WFS, Bear Sterns and Dahlman Rose



**BRANDON SUN**

**Managing Director, SPAC Origination  
& Capital Markets**

- Previously, Head of SPAC Advisory at Deutsche Bank
- MBA, Yale School of Management



**GARY QUINN**

**Vice Chairman  
EMEA Investment Banking**  
Blackstone CREDIT SUISSE  
NAAC



**STEVE WEINER**

**Managing Director  
M&A**  
J.P.Morgan Morgan Stanley



**MAGGIE CHOU**

**Vice President**  
Broadhaven THE UNIVERSITY OF CHICAGO



**ZAC COSTELLO**

**Director**  
citi



**WILLIAM LEVIN**

**Vice President**  
BMO UNIVERSITY OF MICHIGAN



**CIANA CURRAN**

**Associate**  
Wharton MUFG



**URTAJ SINGH**

**Associate**  
MIZUHO



**EUGENIU DAVID**

**Associate**  
THE UNIVERSITY OF CHICAGO



**FRANK MEDINA**

**Analyst**  
University of Colorado Boulder



**RAHUL WADHWA**

**Associate**  
NAVIGATION CAPITAL PARTNERS SPAC OPERATIONS  
leo capital



**CONOR HUNT**

**Analyst**  
TD TD Securities

## Select Recent Transactions

### \$48.1B+ in Announced M&A

Announced	Announced	2024
 Sale to  \$125M Equity Value plus Assumption of \$50M Debt Exclusive Financial Advisor	 \$4.7B Combination  Financial Advisor / Capital Markets Advisor	 Acquisition of 300MW Data Center Exclusive Financial Advisor

### 24 IPOs & 100 Extensions Raising \$4.6B+ in Capital

2025	2025	2025
 Maywood Acquisition Corp. \$75M IPO Lead Left Bookrunner	 Hennessy Capital Investment Corp. VII \$175M IPO Lead Left Bookrunner	 Plum Acquisition Corp. IV Plum Acquisition Corp. IV \$172.5M IPO Lead Left Bookrunner

### 26 Closed PIPEs & Financings Raising \$8.4B+

2025	2025	2024
 Up to \$1B Convertible Note to Acquire Bitcoin  Placement Agent	 \$500M Convertible Note to Acquire Bitcoin  Placement Agent	 \$30M Fixed Price Convert Exclusive Placement Agent

# CCM's Leading, Dedicated Blockchain and FinTech Team

## Dedicated Team



### CHRISTIAN LOPEZ

Head of Blockchain and Digital Infrastructure



Named Top Investment Banker in Bitcoin Mining

**Top Bitcoin Mining Investment Bankers in 2024**  
(12/31/2024)

**Top Investment Bankers in Bitcoin Mining in 2023**  
(12/29/2023)

**2022's Top Investment Bankers in Bitcoin Mining**  
(1/17/2023)



### MAGGIE CHOU

Vice President



### URTAJ SINGH

Associate



### EUGENIU DAVID

Associate



### FRANK MEDINA

Analyst

## Select Recent Transactions

**Announced**  
**STRONGHOLD**  
DIGITAL MINING

\$125M Equity Value plus Assumption of \$50M Debt Sale to



Exclusive Financial Advisor

*Stronghold shareholders will receive 2.520 shares of Bitfarms for each share of Stronghold, representing a consideration of \$6.02 per share and a 71% premium to SDIG 90-day VWAP*

**2025**  
**FOLD**

\$500M Combination with



Exclusive Financial Advisor / Lead Capital Markets Advisor

*Fold, a premier gateway for Bitcoin financial services in the U.S., announces combination with FTAC Emerald*

**Announced**



\$4.7B Combination with



Exclusive Financial Advisor / Lead Capital Markets Advisor

*SK Growth Opportunities, announces combination with leading U.S. based digital investment platform, Webull*

**2025**



Up to \$1B Convertible Note to Acquire Bitcoin



Exclusive Placement Agent

*Rezolve Ai raised up to \$1 billion in convertible note financing to acquire BTC to commence its Bitcoin Treasury Strategy*

**2025**



\$500M Convertible Note to Acquire Bitcoin



Placement Agent

*Critical Metals raised \$500 million in convertible note financing to acquire BTC to commence its Bitcoin Treasury Strategy*

**2024**



\$210M Financing

Exclusive Financial Advisor

*Blockstream raised \$210 million in convertible note and secured loan financing to expand its large-scale hosting services*

**In-Market**

**5+ Transactions**

Financial and Capital Markets Advisor / Placement Agent

**2023-2024**



Acquisition of **Two 300MW Data Center**

Exclusive Financial Advisor

**2023**



Acquisition of

**200MW Data Center**

Exclusive Financial Advisor

**2022**



\$125M Financing

Financial Advisor

**2021**



\$2B Combination / \$383M PIPE Good Works Acquisition Corp.

**GWAC**

Financial Advisor / Co-Placement Agent \*

**2021**



Sale to



Exclusive Financial Advisor\*

**2021**



Sale to



Exclusive Financial Advisor\*

**2021**

**280**

CapMarkets Merger with



Exclusive Financial Advisor\*

**2021**



\$1.75B Acquisition of



Financial Advisor\*

**2021**



\$1.75B Acquisition of



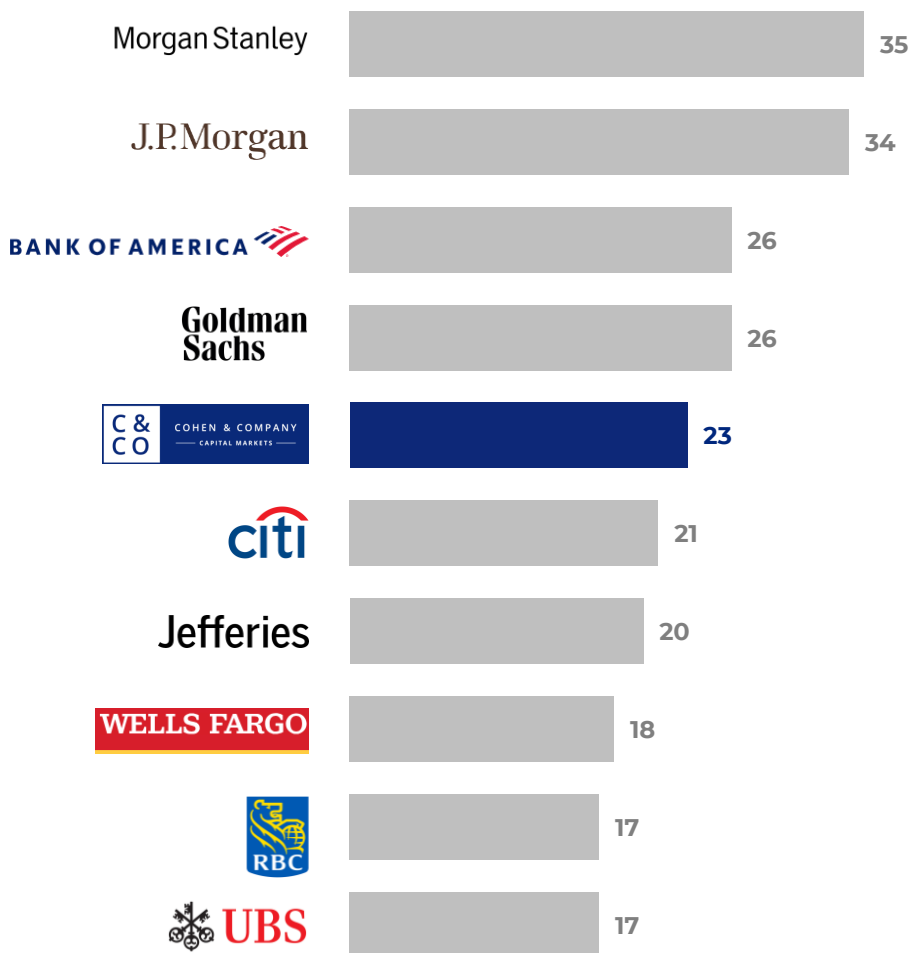
Financial Advisor\*

\*Transactions completed at prior firms



# CCM was a Leading Advisor for Companies Going Public in 2024

## All Traditional IPOs & De-SPACs<sup>(1)</sup>



## Select Transactions

February 2025	February 2024		
 <b>FOLD</b> <b>\$500M Combination</b>  Exclusive Financial Advisor / Lead Capital Markets Advisor Closed	 <b>SK Growth Opportunities</b> <b>\$4.7B Combination</b>  Exclusive Financial Advisor / Lead Capital Markets Advisor Announced		
March 2025	February 2025	February 2025	January 2025
 <b>USA Rare Earth</b> <b>\$903M EV / ~\$50M PIPE</b>  Financial Advisor / Capital Markets Advisor / Placement Agent Closed	 <b>Maywood</b> Acquisition Corp. <b>\$75M SPAC IPO</b> Bookrunner Closed	 <b>Critical Metals Corp</b> <b>\$23M PIPE</b> Joint Placement Agent	 <b>BLACK SPADE ACQUISITION</b> <b>\$488M Equity Value</b> <b>World Media and Entertainment Universal</b> Financial Advisor / Capital Markets Advisor Announced
January 2025	January 2025	January 2025	December 2024
 <b>blaize</b> <b>\$1.2B EV / \$106M Capital Raise</b> BarTech Acquisition Corp. Financial Advisor / Capital Markets Advisor Closed	 <b>HENNESSY CAPITAL VII</b> <b>\$175M SPAC IPO</b> Bookrunner Closed	 <b>plum PARTNERS</b> Plum Acquisition Corp. IV <b>\$172.5M SPAC IPO</b> Bookrunner Closed	 <b>Swiftmerge</b> <b>\$621M EV</b>  ALEANNA ITALIA SRL Capital Markets Advisor Closed
December 2024	November 2024	November 2024	November 2024
 <b>VenHub</b> <b>\$715M EV</b>  Target Global Acquisition I Corp. Financial Advisor / Capital Markets Advisor Announced	 <b>FREEDOM FACT II ACQUISITION CORPORATION</b> <b>\$175M SPAC IPO</b> Bookrunner Closed	 <b>Dynamix</b> <b>\$150M SPAC IPO</b> Bookrunner Closed	 <b>ATLANTIC COASTAL</b> <b>\$496M EV</b>  abpro Capital Markets Advisor Closed

**36**  
deals closed in 2024

**12**  
deals announced in 2024

**\$1.5B+**  
in financing transactions in 2024

**\$23.7B+**  
in total transaction value in 2024

Source: SPAC Insider, Dealogic

(1) Includes bookrunner traditional IPO roles and closed De-SPAC advisory in 2024 ranked by deal count

# Team with Significant M&A Experience

## Dedicated Team



### STEVE WEINER

Managing Director, Investment Banking

- Previously, Technology M&A Investment Banking at Morgan Stanley and J.P. Morgan
- 15 years of multifaceted experience in investment banking and corporate finance
- Robust background in buy and sell-side M&A, across a diverse set of sectors, with over 50 M&A advisory deals representing more than \$200BN in deal value
- MBA, The Wharton School, BA, Pennsylvania State University



### DAN NASH

Co-Founder & Senior Managing Director, Head of Investment Banking






















- Previously, Global Head of Internet Investment Banking at Wells Fargo Securities
- MBA, UC Berkeley, UPenn, London School of Economics

## Select Recent Transactions

<p><b>In-Market</b></p> <p>Digital Assets</p> <p>Sole Sellside Advisor</p>	<p><b>Announced</b></p> <p><b>STRONGHOLD</b> DIGITAL MINING</p> <p>\$125M Equity Value plus Assumption of \$50M Debt</p> <p>Sale to</p> <p><b>Bitfarms</b></p> <p>Exclusive Financial Advisor</p>	<p><b>2022</b></p> <p><b>OnPay Solutions</b></p> <p>Sale to</p> <p><b>medius</b></p> <p>Sellside Advisor</p>	<p><b>2022</b></p> <p><b>Elon Musk</b></p> <p>\$44B Acquisition of</p> <p>Sole Buyside Advisor*</p>
<p><i>In-process sale of a leading low-cost, environmentally beneficial, vertically integrated crypto asset mining company</i></p>		<p><i>Stronghold shareholders will receive 2.520 shares of Bitfarms for each share of Stronghold, representing a consideration of \$6.02 per share and a 71% premium to SDIG 90-day VWAP</i></p>	
<p><b>2023 - 2024</b></p> <p><b>PEAK</b> MINING BY NORTHERN DATA GROUP</p> <p>Acquisition of</p> <p><b>Two 300MW Data Center</b></p> <p>Exclusive Financial Advisor</p>	<p><b>2023</b></p> <p><b>ARKON</b> ENERGY</p> <p>Acquisition of</p> <p><b>200MW Data Center</b></p> <p>Exclusive Financial Advisor</p>	<p><b>2022</b></p> <p><b>Vestiaire Collective</b></p> <p>Acquisition of</p> <p><b>TRADESY</b></p> <p>Sole Buyside Advisor*</p>	<p><b>2021</b></p> <p><b>Offerpad</b></p> <p>\$3B Combination with</p> <p>Sole Sellside Advisor*</p>
<p><i>Peak Mining, a Northern Data Group company, and global Bitcoin miner, announces the purchase of two data center locations in Corpus Christi, Texas</i></p>		<p><i>Arkon has acquired data center infrastructure in Ohio</i></p>	
<p><b>2022</b></p> <p><b>SHIFT</b></p> <p>Merger with</p> <p><b>carlotz</b></p> <p>Buyside Advisor</p>	<p><b>2020</b></p> <p><b>Postmates</b></p> <p>\$2.6B Sale to</p> <p><b>Uber</b></p> <p>Sole Sellside Advisor*</p>	<p><b>2021</b></p> <p><b>Cipher</b> MINING</p> <p>\$2B Combination with / \$382M PIPE</p> <p>Good Works Acquisition Corp.</p> <p><b>GWAC</b></p> <p>Sellside Advisor / Co-Placement Agent</p>	<p><b>2021</b></p> <p><b>indie</b></p> <p>\$982M Combination with / \$150M PIPE</p> <p>Sellside Advisor / Co-Placement Agent*</p>
<p><i>Shift, a dominant end-to-end auto ecommerce platform transforming the used car industry announces merger with CarLotz</i></p>		<p><i>Postmates, a local food delivery service of restaurant-prepared meals and other goods announces sale to Uber</i></p>	
		<p><b>2020</b></p> <p><b>GIPHY</b></p> <p>\$500M Sale to</p> <p><b>Meta</b></p> <p>Sole Sellside Advisor*</p>	<p><b>2019</b></p> <p><b>eero</b></p> <p>Sale to</p> <p><b>amazon</b></p> <p>Sole Sellside Advisor*</p>
		<p><b>2019</b></p> <p><b>vmware</b></p> <p>\$2.6B Acquisition of</p> <p><b>Pivotal</b></p> <p>Buyside Advisor*</p>	<p><b>2017</b></p> <p><b>Angi</b></p> <p>\$3B Combination with</p> <p>Sellside Advisor*</p>

\*Transactions completed at prior firms

# A Leading Team for IPO

 <b>\$180M</b> Proceeds	 <b>\$190M</b> Proceeds	 <b>\$2.6B</b> Proceeds	<b>Bankrate</b>  <b>\$345M</b> Proceeds	 <b>\$81M</b> Proceeds	 Spin Off Tegna	 <b>\$225M</b> Proceeds
 <b>\$963M</b> Proceeds	 <b>\$443M</b> Proceeds	 <b>\$168M</b> Proceeds	<b>dun &amp; bradstreet</b>  <b>\$1.8B</b> Proceeds	 <b>\$16B</b> Proceeds	<b>FARFETCH</b>  <b>\$1B</b> Proceeds	<b>First Data</b>  <b>\$3.3B</b> Proceeds
<b>GROUPON</b>  <b>\$805M</b> Proceeds	 <b>\$1.5B</b> Proceeds	 <b>\$141M</b> Proceeds	<b>LinkedIn</b>  <b>\$406M</b> Proceeds	 <b>\$28M</b> Proceeds	<b>Medallia</b>  <b>\$303M</b> Proceeds	<b>Paymentus</b>  <b>\$230M</b> Proceeds
 <b>\$332M</b> Proceeds	 <b>\$288M</b> Proceeds	<b>RIVIAN</b>  <b>\$10.5B</b> Proceeds	<b>Robinhood</b>  <b>\$2.4B</b> Proceeds	 <b>\$347M</b> Proceeds	<b>TESLA</b>  <b>\$276M</b> Proceeds	<b>THREDUP</b>  <b>\$179M</b> Proceeds
 <b>\$1.2B</b> Proceeds	 <b>\$100M</b> Proceeds	 <b>\$1.3B</b> Proceeds	<b>vroom</b>  <b>\$538M</b> Proceeds	<b>yahoo!</b>  <b>\$1.4B</b> Proceeds	<b>zulily</b>  <b>\$291M</b> Proceeds	 <b>\$1B</b> Proceeds

Note: Presented transactions were completed at prior firms

# Leveraging Deep Relationships with the Investment Community

CCM Has Established Contact with 1,000+ Institutional Investors Since Inception

## FUNDAMENTAL LONG-TERM PARTNERS



## THOUGHT LEADING HEDGE FUNDS



## BLUE CHIP PRIVATE EQUITY PARTNERS



## PRIVATE CREDIT /STRUCTURED CAPITAL PARTNERS



# CCM's Thought Leadership In The Press

## Bloomberg

**DAN NASH**, CO-FOUNDER AND HEAD OF INVESTMENT BANKING, DISCUSSES THE FLEXIBILITY OF SPACS IN A TOUGH MARKET WITH BAILEY LIPSCHULTZ

[Deal-Needy SPACs Scour the Globe for Targets as Deadlines Loom](#)  
(4/8/2023)

crunchbase news

"FOR 15 MONTHS THERE HAS BEEN NO ABILITY TO BRING A COMPANY TO MARKET [via IPO]"

- **Jerry Serowik**, Head of Capital Markets

[Little Evidence Of Frozen IPO Market Thawing Out?](#) (3/30/2023)

**CISION**  
PR Newswire

"CCM CLOSED A STRONG 2022. CCM ANNOUNCED OR CLOSED TRANSACTIONS THAT REPRESENT OVER \$18B IN M&A VOLUME AND NEARLY \$5B IN CAPITAL RAISED"

[Cohen & Company Capital Markets Continues Strong Growth Despite Tumultuous Capital Market Environment](#) (1/19/2023)

**HASHRATE INDEX**

**CHRISTIAN LOPEZ** PLACED #1 FOR TOP INVESTMENT BANKERS IN BITCOIN MINING

[Top Bitcoin Mining Investment Bankers of 2024](#) (12/31/2024)

## Forbes

"MUCH OF THE CONCERN IN THE CRYPTO WORLD IS LACK OF REGULATORY CLARITY—THE INDUSTRY WOULD WELCOME SENSIBLE GUIDELINES WITHIN WHICH TO OPERATE, SO LONG AS IT DOESN'T STIFLE INNOVATION,"

- **Christian Lopez**, Head of Blockchain

[How Does the SEC Regulate Crypto?](#) (5/8/2023)

## THE GLOBE AND MAIL\*

"AFTER A YEAR WITH HIGH-PROFILE SCANDALS LIKE THE COLLAPSE OF FTX, REGULATION WILL BE A DOMINANT THEME FOR THIS SECTOR IN 2023,"

- **Christian Lopez**, Head of Blockchain

[Why the blockchain still has a future, despite its past](#) (2/14/2023)

crunchbase news

**DAN NASH**, SENIOR MANAGING DIRECTOR AND HEAD OF INVESTMENT BANKING DISCUSSES FUTURE M&A  
[Forecast: Startup M&A Could Pick Up in 2023 As Fundraising Tightens Further](#) (1/17/2023)

---

## Section 3

---

# Selected Case Studies

# CCM Served as a Placement Agent to Rezolve Ai on its Convertible Note Financing to Acquire Up to \$1 Billion of BTC, Commencing its Bitcoin Treasury Strategy

Closed (2025)

  
**Up to \$1.0 Billion**

**Convertible Note  
to Acquire Bitcoin**



Placement Agent

## Transaction Overview

- As part of the convertible note financing, Rezolve may have access up to \$1 billion to purchase BTC subject to certain conditions, with \$100 million closing in the first tranche. The proceeds may be used to purchase BTC, subject to certain conditions being met
- The convertible notes are primarily secured by the cash raised and any potential BTC purchased in connection with the financing
- The notes are convertible into common stock of the company at a fixed conversion price of \$3.00 per share
- This initiative underscores Rezolve Ai's commitment to revolutionizing global commerce by integrating artificial intelligence, blockchain technology, and cryptocurrency
- In late 2025, Rezolve Ai expects to launch an AI-powered crypto payment platform developed in collaboration with Tether. This solution will allow consumers to pay with Bitcoin, Tether, and other digital assets directly at the point of sale, while retailers benefit from the elimination of merchant fees, instant crypto-to-fiat conversions and AI-driven transaction intelligence

## Rezolve Ai Overview

### Overview

- Rezolve Ai is an industry leader in AI-powered solutions, specializing in enhancing customer engagement, operational efficiency, and revenue growth. The Brain Suite delivers advanced tools that harness artificial intelligence to optimize processes, improve decision-making, and enable seamless digital experiences

### GroupBy Acquisition

- On February 14<sup>th</sup> 2025, Rezolve Ai acquired GroupBy in an all equity transaction for \$55 million in enterprise value. The acquisition adds a high-growth, revenue-generating business to Rezolve's expanding AI commerce platform. The deal is expected to bring approximately \$30 million in expected high margin revenue for 2025, further strengthening Rezolve Ai's position as a leader in AI-driven commerce solutions

### Brain Commerce

- A conversational shopping experience that helps customers find products, get recommendations, and make purchases

### Brain Checkout

- An AI-powered checkout process that improves customer experience and streamlines transactions

### Brain Assistant

- An AI-powered virtual assistant that helps customers with questions and recommendations

**Up to \$1.0 Billion**

Convertible Note Financing  
With Proceeds Used to Acquire Bitcoin

  Microsoft


 tether

**Strategic Partnerships**


Source: Public Filings

# CCM Acted as Exclusive Financial Advisor, Capital Markets Advisor, and Placement Agent to Fold on its Combination with FTAC Emerald Acquisition Corp.

**Closed**



**\$500M Combination with**



**\$30M Fixed Price Convert**

Exclusive Financial Advisor, Capital Markets Advisor and Placement Agent

**Transaction Overview**

**Transaction Overview**

- The combination listed at a pro forma market cap of ~\$500M
- Existing Fold shareholders rolled over 100% of their equity ownership and own a pro forma equity ownership of ~76% in the newly combined entity
- On December 30<sup>th</sup>, 2024, Fold closed the funding of \$20M of up to \$30M fixed price convertible note from ATW Partners, struck at a 15% premium to listing valuation and using proprietary BTC on balance sheet as collateral
- ~30% retention of cash in trust delivering \$15M in gross proceeds
- Fold will begin trading on the Nasdaq under the ticker symbol 'FLD' on February 19<sup>th</sup>, 2025

**Fold and FTAC Emerald Overview**

**Fold, Inc.**

- Founded in 2019, Fold is the premier bitcoin financial services gateway for consumers & businesses to engage with and integrate bitcoin into their everyday activities
- Through its market-leading bitcoin back debit card, Fold offers an expansive merchant rewards network & integrated insured bitcoin custody & no-fee trading
- Fold's strategy allows it to generate a powerful flywheel effect, increasing the company's bitcoin treasury as bitcoin adoption spreads
- Fold recently launched its Bitcoin Rewards Credit Card in partnership with Visa®, a first of its kind financial tool that combines the convenience of a traditional credit card with the power of bitcoin rewards, designed to help establish bitcoin as the ultimate savings asset for every American

**\$45M of Proceeds Available**

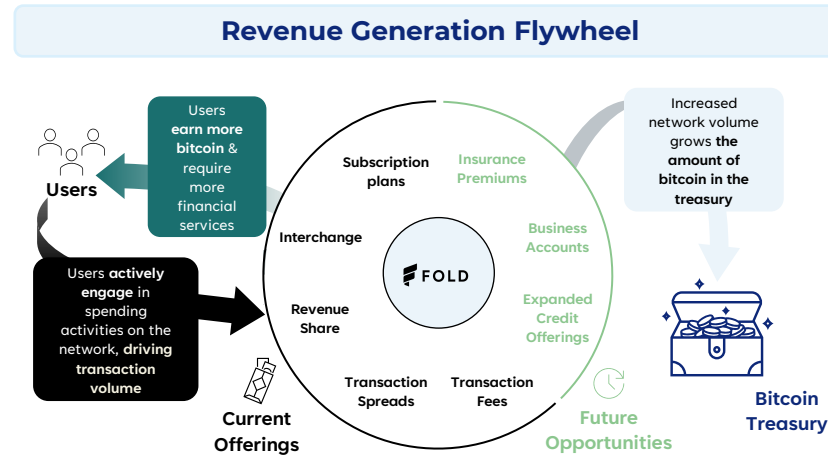
**Treasury of 1,000 BTC**

**\$2.3B+**  
Total Transaction Volume

**580K+**  
Accounts Created

**\$40M+**  
Rewards Distributed

**~\$55M**  
Monthly Volume



**FTAC Emerald Acquisition Corp.**

- FTAC Emerald Acquisition Corp. ("FTAC Emerald") was a special purpose acquisition company (SPAC) listed on the Nasdaq
- FTAC Emerald was sponsored by Cohen Circle, which is an investment firm founded by financial services pioneers, Betsy Cohen and her son Daniel Cohen
- Cohen Circle has an impressive track record in partnering with quality companies through its operational & financial expertise. Since 2015, the firm has provided transformative capital to several late stage fintech companies



# CCM Served as a Placement Agent to Critical Metals on its Convertible Note Financing to Acquire Up to \$500 million of BTC, Commencing its Bitcoin Treasury Strategy

Closed (2025)



**\$500M**

**Convertible Note  
to Acquire Bitcoin**



Placement Agent

**\$500M**

Convertible Note Financing  
With Proceeds to Acquire Bitcoin

BMW  
GROUP



DRA

Obayn

**Strategic Partnerships**

Transaction Overview

## Convertible Note Overview

- As part of the convertible note financing, Critical Metals Corp. may have access up to \$500 million to purchase BTC subject to certain conditions, with \$100 million closing in the first tranche. The proceeds may be used to purchase BTC, subject to certain conditions being met
- The \$100 million first tranche was issued with 100% warrant coverage and subsequent tranches totaling up to \$400 million will have 50% warrant coverage
- The convertible notes are primarily secured by the cash raised and any potential BTC purchased in connection with the financing
- The notes are convertible into common stock of the company at a fixed conversion price of \$6.00 per share and the warrants are convertible at \$7.00
- This transaction makes Critical Metals Corp the first Nasdaq-listed critical minerals companies to adopt bitcoin as a primary treasury reserve asset

Critical Metals Overview

## Critical Metals Corp.

- Critical Metals is a leading mining company focused on mining critical metals and minerals, and producing strategic products essential to electrification and next generation technologies for Europe and its western world partners
- The Wolfsberg Lithium Project located in Carinthia, Austria, is the first fully permitted mine in Europe strategically located to become the next major producer of key lithium products<sup>(1)</sup>
- The construction of the Wolfsberg Mine is expected to begin in 2025 while production is anticipated to commence in 2026

## Tanbreez Greenland Rare Earth Mine

- On July 23, 2024, Critical Metals announced that it has completed Stage 1 of its recently announced plan to acquire a controlling interest in the Tanbreez Greenland Rare Earth Mine (the "Tanbreez Project") from Rimbal Pty Ltd., a company controlled by geologist Gregory Barnes
- This transaction builds on Critical Metals Corp's previously announced initial acquisition of a 5.55% stake in Tanbreez in exchange for an investment of \$5.0M in Rimbal, increasing the Company's total interest in Tanbreez to 42%

Source: Public Filings

(1) Only existing lithium production in Europe is the Grupo Mota lepidolite mine in Portugal, from which lepidolite is used for ceramics. Reference. European Lithium's spodumene mine will be used for lithium-ion batteries.

# CCM Acted as Exclusive Financial Advisor and Capital Markets Advisor to SK Growth Opportunities Corporation on its Combination with Webull Corporation

**Announced**



**\$4.7B Combination with**



Exclusive Financial Advisor and  
Capital Markets Advisor

## Transaction Overview

### Transaction Overview

- The proposed transaction values the combined company at an implied pro forma enterprise value of \$4.7B
- Webull's shareholders are expected to maintain 100% of their existing equity holdings in the combined company
- Transaction expected to provide gross proceeds of approximately \$100M to Webull from funds held in the SPAC trust account

## SKGR and Webull Overview

### Webull Corporation ("Webull")

- Webull is a leading digital investment platform built on next generation, global infrastructure which provides a full suite of financial products including in-depth data and analytic tools to 23M registered users globally
- Webull launched in the United States in 2018 and has since expanded to Asia Pacific, Europe and Latin America
- Comprehensive product offerings with competitive pricing, including zero-commission trading in the U.S. and low trading commissions in other markets
- Blue-Chip institutional backing from global shareholders including General Atlantic, Coatue Management, Lightspeed Venture Partners, and RIT Capital Partners

### SK Growth Opportunities Corporation

- Led by CEO Richard Chin and CFO Derek Jensen, with substantial experience and established track records in identifying, evaluation, and executing strategic investments and acquisitions
- SK Group is a Fortune Global 500 company and the 2<sup>nd</sup> largest conglomerate in South Korea with 219 businesses across a variety of industries and 70 years of operating history

## Webull: Leading Digital Investment Platform

### Trading

- 📈 Stocks    📄 OTC
- 📊 Options    📊 ETFs
- 🕒 Futures    📈 Margin
- 📌 Fractional Shares
- 📄 Fixed Income



### Learning

- 📊 Chart & Tools
- 📄 News
- 📄 paperTrading
- 📖 Education
- 👥 Community

### Investing

- 📄 Bank Sweep Product
- 📄 Recurring Investments
- 📄 Robo-Advisor
- 📄 Retirement Accounts (IRAs)

**50M+**  
Downloads  
Globally<sup>(1)</sup>

**23M**  
Registered  
Users<sup>(1)</sup>


**~\$460B**  
Equity Notional  
Volumes<sup>(2)</sup>

**12**  
Markets Licensed  
as Broker-Dealer<sup>(1)</sup>

Source: Public Filings  
(1) As of Dec 31, 2024  
(2) For full year 2024


# CCM Served as Exclusive Financial Advisor To Blockstream for its Successful Capital Raises, Securing \$125M for its Mining Operations and an Additional \$210M for its Software Business

**Closed (2024)**



**Blockstream**

**\$210M Convertible Note to Expand Software Capabilities**



**EXCLUSIVE FINANCIAL ADVISOR**

**Closed (2023)**



**Blockstream**

**\$125M Financing for Bitcoin Mining Operations**



**EXCLUSIVE FINANCIAL ADVISOR**

## Blockstream & Financing Overview


### Blockstream Overview

- Blockstream, founded in 2014, is a leading company in Bitcoin and blockchain infrastructure, dedicated to creating the financial systems of the future through innovative technologies
- The firm focuses on enhancing the Bitcoin ecosystem by developing sidechains, such as the Liquid Network, which enables faster and more confidential transactions while supporting various digital assets
- With a strong emphasis on research and development, Blockstream aims to reduce reliance on trust in financial markets and promote a decentralized financial future
- Blockstream Mining introduces innovative financial products like the Blockstream Mining Note (BMN), allowing qualified investors to gain exposure to Bitcoin mining through tokenized hashrate


### Financing Overview

- On October 15<sup>th</sup> 2024, Blockstream closed its \$210M funding round to expand its software business led by Fulgur Ventures
- On January 24<sup>th</sup> 2023, Blockstream announced raising \$125M in convertible note and secured loan financing to expand its institutional Bitcoin mining colocation services
  - Kingsway Capital led the round with other investors including Fulgur Ventures


### Blockstream Products




**Crypto Mining**



**Liquid Network**




**Core Lightning**




**Blockstream Energy**


---



**Blockstream Jade  
(Hardware Wallet)**



**Blockstream Green  
(Liquid Wallet)**



**Blockstream AMP  
(Liquid Network API)**

Source: Public Filings

# CCM Acted as Exclusive Financial Advisor to Stronghold Digital Mining (NASDAQ: SDIG) on its Sale to Bitfarms (NASDAQ/TSX: BITF)

**Announced**



Sale to



**\$125M Equity Value plus Assumption of \$50M Debt**

Exclusive Financial Advisor to Stronghold


- Transaction Overview**
- Bitfarms to acquire Stronghold in a stock-for-stock merger transaction. The transaction is valued at approximately **\$125M** equity value plus the assumption of debt valued at approximately **\$50M**
  - Stronghold shareholders will receive **2.520** shares of Bitfarms for each share of Stronghold they own representing a consideration of **\$6.02** per share and a **71%** premium to Stronghold's 90-day VWAP
  - An estimated annual run-rate cost synergies of **~\$10M**


**Transaction Rationale**

- Integrate vertically** by acquiring 2 strategically located power facilities
- Expand and rebalance** energy portfolio with 300+ MW of U.S. power capacity
- Energy trading and demand response** opportunities to minimize energy prices
- Unique Bitcoin scaling opportunity** and HPC / AI potential
- Environmental remediation technology**, land reclamation and detoxification of U.S. waterways
- Compelling transaction economics** with all-stock structure preserves balance sheet strength for growth

- Stronghold + Bitfarms**
- Stronghold Digital Mining**
- Stronghold is a vertically integrated crypto asset mining company focused on mining Bitcoin and environmental remediation and reclamation services
- Bitfarms**
- Bitfarms is a global Bitcoin mining company with 12 Bitcoin mining data centers and 2 under development situated in 4 countries: Canada, US, Paraguay and Argentina

**Clear Path to Achieve Growth and Value Creation**





**71%**

Implied Premium to 90 Day VWAP

**790MW**

Total Long-Term Expansion Potential

**750 Acres**

In Pennsylvania

**4.0 EH/s**

Current Operating Hashrate

Source: Public Filings, Announcement Investor Presentation, Press Release

(1) Current as of June 30, 2024

(2) YE 2024E and YE 2025E estimates per management

(3) Additional opportunities reflect potential estimates per management and may require new infrastructure and / or agreements

# CCM is the Sole M&A Advisor on Arkon's Acquisition of 200MW Data Center in Ohio

Closed



## Acquisition of 200MW Data Center

Price Undisclosed

Sole M&A Advisor

**100MW**  
of Capacity  
by 2023E

**200MW**  
of Full  
Capacity

**3.3 EH/s**  
2023E Hashrate

**\$26M**  
Fresh Funding

## Arkon Energy Overview

- Arkon is a global data center infrastructure company that buys, builds, and operates world-class, sustainably powered data centers
- Arkon's business and portfolio are institutional grade, diversified across stable jurisdictions with strong revenues and exceptional growth, underpinned by reliable low-cost renewable power, and a robust and growing range of end-use cases
- Arkon's data centers are local consumers in the physically constrained grids where the renewable electricity is generated, helping more of those projects become viable sooner, and accelerating the global renewable energy transition

## Transaction Highlights

- Arkon has successfully raised \$26 million in capital from Sandton Capital Partners, a global credit-oriented asset manager, and participation from JGB Management, an existing lender to Arkon. This investment will support Arkon's strategic growth and international expansion
- The acquisition of the data center facility in Ohio is a significant milestone for Arkon Energy for expanding to the U.S.
- Arkon intends to use the facility for providing server hosting services to institutional-scale clients in the Bitcoin sector, creating a predictable, fixed-income revenue stream
- Arkon has identified several opportunities for expansion in North America and expects the acquisition in Hannibal to be the first of several over the next 12 months

## Ohio Site Overview

- The data center in Hannibal, Ohio is designed for a 100 megawatts first stage and 200MW second stage capacity
- Arkon plans to immediately commence completion of facility developments which are already underway at Hannibal to rapidly bring the property to its first stage design capacity of 100 MW
- Expected to add up to 3.3 EH/s of processing power to Arkon's hosted hashrate before the end of 2023
- The site is expected to create rural technology jobs, expand Ohio's electrical customer base, and bring investment to the local community

## Ohio Site



# Disclaimer

Cohen and Company Capital Markets a division of J.V.B. Financial Group, LLC / Member FINRA, SIPC an indirect subsidiary of Cohen & Company, Inc. (NYSE: COHN; "Cohen"). These materials are for discussion purposes only and were prepared exclusively for the benefit of the recipient (including its affiliates, the "Recipient"). These materials were prepared in order to assist the Recipient in evaluating, on a preliminary basis, the feasibility of a possible transaction or series of transactions and do not carry any right of publication or disclosure, in whole or in part, to any other party. Neither this presentation nor any of its contents may be disclosed or used for any other purpose without the prior written consent of J.V.B. Financial Group, LLC ("JVB").

The information contained herein is confidential and is solely for the intended Recipient's attention, and may not be distributed, copied, or shared with any party other than with the prior written approval of JVB. This is not an offer or solicitation of any offer to buy or sell any security or other investment product, nor do these materials constitute legal, accounting, tax, or investment advice. Although the information contained herein is believed to be correct, neither JVB nor any of its respective subsidiaries and affiliates makes any guarantees, express or implied, as to its completeness or accuracy.

The information in this presentation reflects prevailing conditions and JVB's views as of the date of this presentation, all of which are accordingly subject to change, and JVB has no obligation to update this information in the future. JVB's opinions and estimates constitute JVB's judgment and should be regarded as indicative, preliminary and for illustrative purposes only.

The internal projections are not guarantees of future performance and undue reliance should not be placed on them. Such forward-looking statements may involve unknown risks and uncertainties, which may cause actual performance and financial results in future periods to differ materially from any projections of future performance expressed or implied by such forward-looking statements.

Neither JVB nor any of its subsidiaries and affiliates makes any representations as to the actual value which may be received in connection with a transaction or the legal, tax or accounting effects of consummating a transaction.

JVB does not provide any tax advice herein. This presentation is not intended or written, and cannot be used, for the purpose of avoiding U.S. federal, state or local tax penalties. This presentation was written to support the promotion or marketing of the matters addressed herein. Each taxpayer should seek advice based on the taxpayer's particular circumstances from an independent tax advisor.

Securities are offered through J.V.B. Financial Group, LLC, a broker-dealer registered with the United States Securities and Exchange Commission and a member of FINRA and SIPC. Non-securities products and services are offered through one of the JVB affiliates. Securities: Are Not FDIC Insured – Are Not Bank Guaranteed – May Lose Value – Are Not a Bank Deposit – Are Not a Condition to Any Banking Service or Activity – Are Not Insured by Any Federal Government Agency.